



(An ISO 9001:2008Mfg. Co.)

Tap Position Indicator

EE-601

INSTRUCTION MANUAL

Instruction Manual
for
Tap Position Indicator
EE-601

EMCO ELECTRONICS

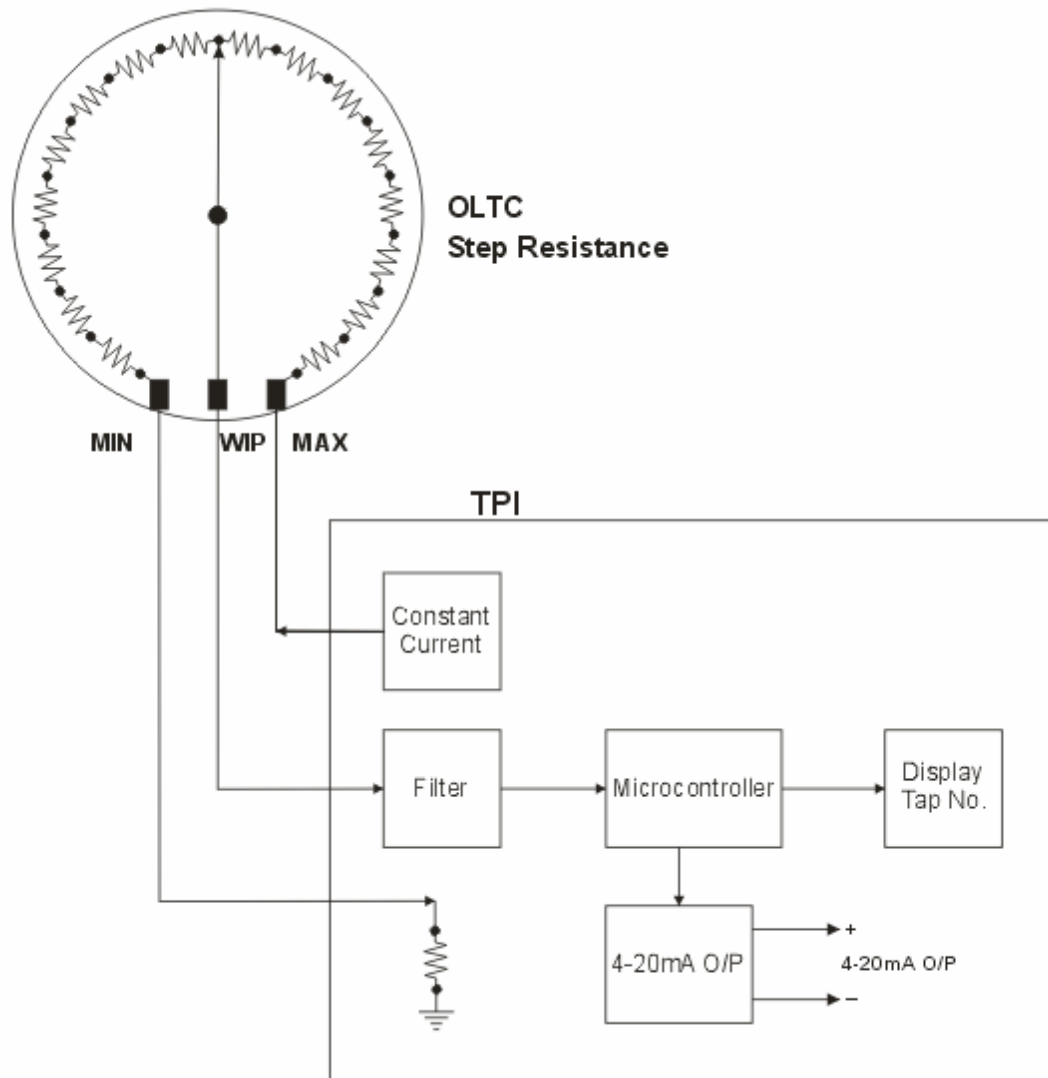
Head Office : 302, Vasan Udyog Bhavan, Senapati Bapat Marg, Lower Parel (W), Mumbai – 13.
Tel.: +91-22-2492 3183 / 2490 2283 ■ Fax : +91-22-2495 1024
E-mail : office@emcoelectronics.org

Factory : Unit No. 13, Kedarnath, Tungareshwar Indl. Complex No. 1, Sativali, Vasai (E),
Dist - Thane. 401 208. ■ Tel. : +91-250-2481 783 / 804 ■ Fax : +91-250-2481 087
E-mail : mumbai@emcoelectronics.org

South Office : 15, Wood Street, 1st floor, Richmond Road, Bangalore – 560 025.
Tel.: +91-80-2557 0215 ■ Tel.Fax : +91-80-2556 6606
E-mail : emcobl@bgl.vsnl.net.in

www.emcoelectronics.org

EMCO's Tap Position Indicator Type EE-601 is used to indicate the tap position of the Power Transformer. Resistors are connected between each tap on the tap-changer. The connections from the minimum, maximum and wiper positions coming from the tap-changer are connected to the respective Min, Max and Com terminals marked on the Rear Panel of the TPI.



Block diagram of TPI

AC Power (either 110/230 V AC or 95-260 V AC/DC (UPS)) is also connected to the terminals marked on the Rear Panel.

When the unit is powered on, the display indicates the current position of the Tap-changer. As the tap is increased, the display increases and decreases as the tap is decreased. Check the TPI by changing the tap from position 1 (min) to the max. Position and confirm that it reads correctly.

When the wiper is open, the display indicates zero

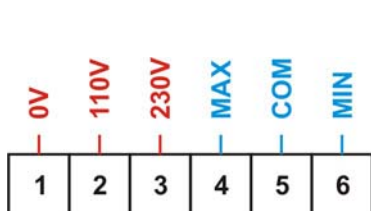


TPI : model – EE-601

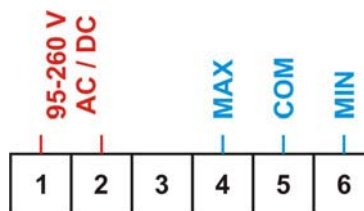
Specifications :

Max. No. of tap positions	: 35 or as specified
Step resistance / tap	: $1K\Omega \pm 1\%$ or as specified
Display	: 7 segment LED
Power Consumption	: 110V / 230V AC $\pm 10\%$, 5W or 95 to 260 V AC/DC
Panel Cutout Dimensions	: 90 x 90 mm
Depth	: 110 mm
Operating temperature	: 0 - 45° C
Weight	: 0.5 Kg. approx.
<i>Option 1</i>	: <i>Dual 4-20 mA O/P for SCADA</i>
<i>Option 2</i>	: <i>4-20 mA I/P TPI</i>

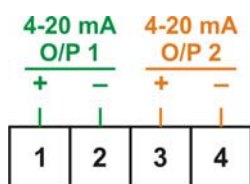
Connection diagram for various types of TPI



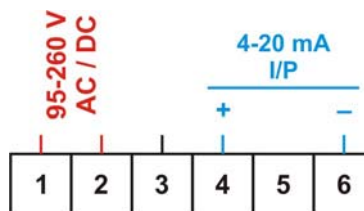
TPI Connections



TPI with UPS Connections



4-20mA O/P connections



TPI connections for 4-20mA I/P version

WARRANTY

This product from EMCO ELECTRONICS is warranted against defects in materials and workmanship for a period of 12 months from the date of dispatch to the first buyer/purchaser of this equipment, this being essentially limited by warranties given to EMCO ELECTRONICS on the component used in equipment.

During the warranty period, EMCO ELECTRONICS will at its option, either repair or replace the product which proves to be defective provided the product has been used with reasonable care and in accordance with the manuals/product specification. Consequently this warranty shall also not apply to defects/damages in transit or resulting from misbehaving, misuse, unauthorized modifications or repairs operations outside the environmental, electrical and/or other specification, improper or inadequate maintenance of the product, or site conditions as required/recommended and damages arising from accidental or abnormal causes.

The warranty period for items repaired/replaced shall not exceed the period for which the equipment was originally warranted and also the liability of EMCO ELECTRONICS to the purchaser shall not in any case, exceed the original purchase price of the equipment.

For warranty service or repair, the equipment must be returned to EMCO ELECTRONICS securely packed on Freight paid basis and accompanied by a certificate stating that the equipment is being returned for warranty repairs along with details of the purchase (Purchaser's Name, and address, Invoice No. and Date of purchase) and details of the equipment failure, faults conditions, other useful information to facilitate early repair/rectification of the equipment.

Return of the equipment duly repaired can be arranged on payment of the packing and forwarding charges together with any other taxes, duties, other miscellaneous expense incurred. Alternatively the purchaser may arrange to collect the equipment from EMCO ELECTRONICS. In case the repairs are not covered under warranty, the charges for the same must also be paid before collection of the equipment.

Our engineer's services are available at site for instruments during warranty or out of warranty period, on chargeable basis, details of which are available on request.

In the interest of development and improvement, EMCO Electronics reserves the right to amend without notice, details contained in this publication. No legal liabilities will be accepted by EMCO Electronics for any errors, omissions or amendments.